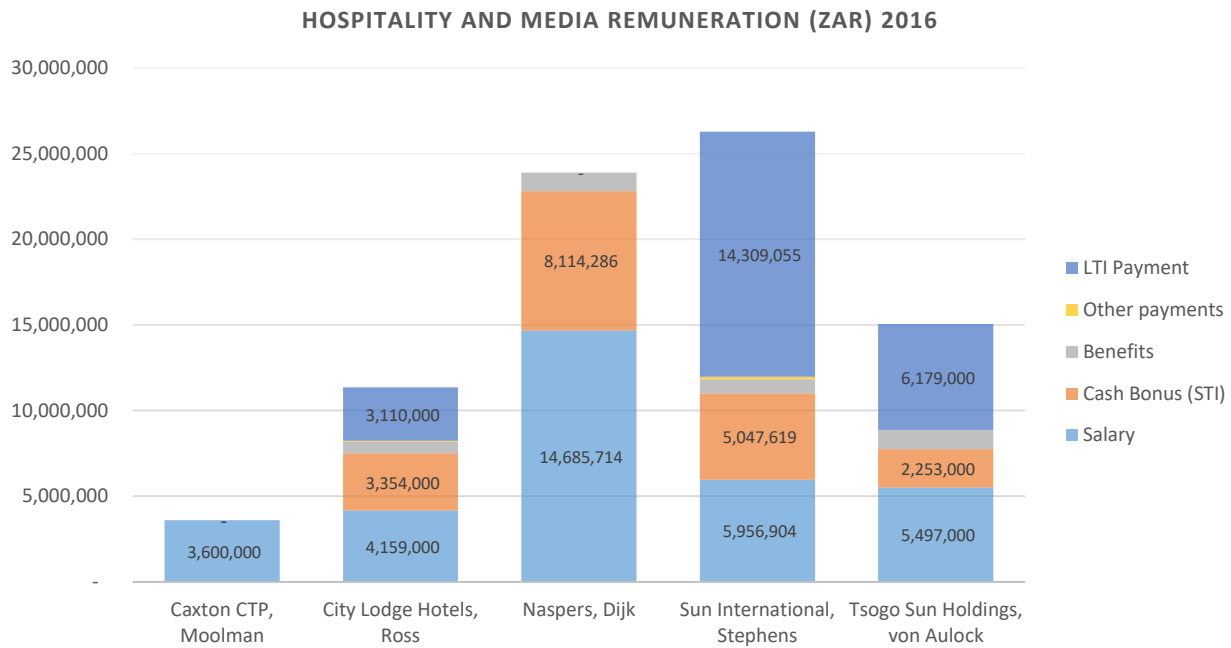
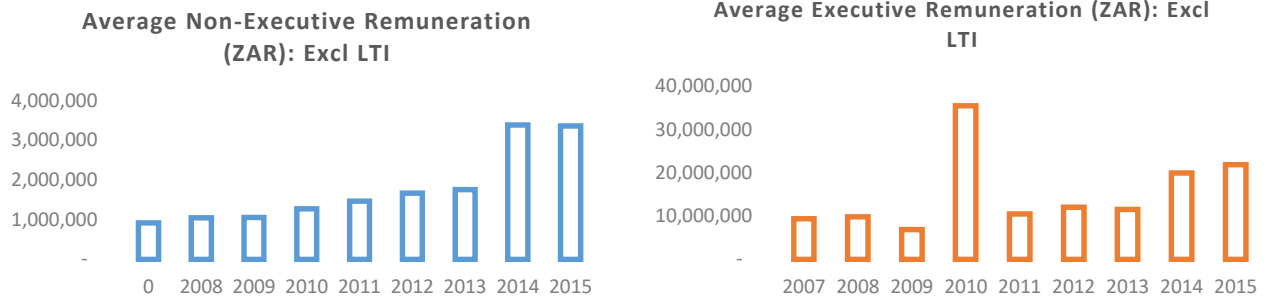


FACT SHEET: Director Remuneration – Hospitality and Media Sectors



Hospitality and media sector Non-Executive Directors: **-1%** average decrease in year-on-year remuneration growth rate between 2015 and 2016.

Hospitality and media sector Executive Directors: **10%** average increase in year-on-year remuneration growth rate between 2015 and 2016.

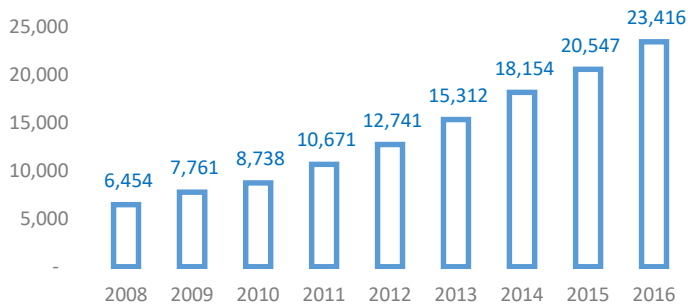
In terms of remuneration packages awarded without an LTI, **Naspers CEO, Bob van Dijk**, received the highest at **R 23,900,000**. When adding LTI payments to the package, **Sun International CEO, Graeme Stephens** received a **R 14,309,055 LTI** which gives him the highest overall payment at **R 26,286,003**. It can be seen that no LTI's were clearly reported for **Naspers and Caxton CTP**. These two companies were also during the research reported as the companies that need to improve on their approach to executive remuneration.

FACT SHEET: Revenue and Profit – Hospitality and Media Sectors

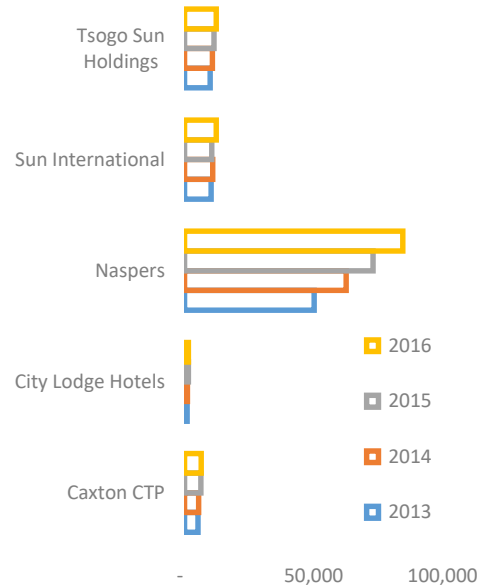
REVENUE:

In the hospitality and Media sectors, there has been an overall **14%** revenue growth rate between 2015 and 2016. This increase builds on the increasing revenue levels experienced since 2008.

Average Revenue 2008 - 2016 (R'mill): Hospitality and Media




MNC Revenue 2013 - 2016 (R'mill): Hospitality and Media



PROFIT BEFORE TAX:

MNC PBT 2013 - 2016 (R'mill): Hospitality and Media



The average year-on-year PBT growth rate has been increasing steadily since 2008. There was a marginal year-on-year growth rate decrease of **-4%** between 2015 and 2016 due to Sun International that

Average PBT 2008 - 2016 (R'mill): Hospitality and Media

